

# Budget Consultation 2024/25

## Summary of consultation responses received directly

### 1. PARISH COUNCILS

In total, 8 Parish Councils responded to the budget consultation. The main themes are captured below.

#### **Council Tax**

- No comments were received from Parish Councils.

#### **Proposed Council Housing rent increase**

- One Parish Council expressed concern over the level of rent increase and the ability for residents to manage this alongside the cost-of-living crisis.

#### **Concurrent Grants**

- All Parish Councils that responded expressed dissatisfaction with the freezing of Concurrent Grants in 2024/25 and dissatisfaction/concern around the S151 Officer's comments around review of Concurrent Expenses.
- Two Parish Councils urged the District Council to reconsider the proposed withdrawal of these grants\*.
- One Parish Council queried how the District Council would deliver services currently run in Parish areas by the Parish Council, on the assumption these services are the responsibility of the District Council.
- One Parish Council expressed concern around the maintenance of their assets after they took control of playground equipment from SDDC without any commuted sums and with a need to make the asset compliant with Disability Act requirements.
- One Parish Council asked SDDC to justify spend between the urban core and non-urban core areas

#### **Capital Programme**

- One Parish Council requested an explanation of the analysis of need and equity across the district in the context of Concurrent Expenses, double taxation and the planned capital expenditure in the urban area.
- Two Parish Councils suggested capital expenditure in the urban area is postponed rather than Concurrent Expenses being reviewed, in light of the medium-term financial plan budget gaps.
- One Parish Council welcomed the Swadlincote Events Space.
- One Parish Council said they were pleased with the proposed Town Centre Grants but expressed concern over the condition of the poor condition of the High Street pavement.

*\* The position in the draft budget has been clarified with this Council – i.e. there is no proposal to withdraw the Concurrent Grants as part of this budget process. Concurrent Grants remain part of the budget for 2024/25 presented for approval, at their 2023/24 level. Concurrent Grants remain in the medium-term financial plan on an ongoing basis (at their 2023/24 level).*

## **2. AREA FORUMS**

The latest schedule of Area Forums commenced on 23 January and are due to complete on 21<sup>st</sup> February 2024.

The following responses were captured.

### **Concurrent Grants**

- A number of Parish Councillors present at the meetings raised concerns over the future of Concurrent Grants.

### **Capital Programme**

- A number of Parish Councillors present at the meetings raised concerns over the balance of capital spend in the urban core in light of the comments of the S151 Officer around Concurrent Grants.




## **3. REPRESENTATIVES OF THE BUSINESS COMMUNITY**

At the time of writing this report, no comments were received from representative of the business community.




#### 4. OTHER DIRECT CONSULTEES

At the time of writing this report, no comments were received from other direct consultees.




#### 5. CONSULTATION RESPONSES RECEIVED FROM THE PUBLIC CONSULTATION

1. Are you?				
Answer Choices			Response Percent	Response Total
1	A resident who lives in South Derbyshire?		95.80%	114
2	A business who operates within South Derbyshire?		2.52%	3
3	A charity or other organisation who operates withing South Derbyshire?		0.00%	0
4	Other (please specify):		1.68%	2
			answered	119
			skipped	0
Other (please specify): (2)				
1		All three apply		
2		Employee who works in South Derbyshire		




## 2. Do you live in a property owned by the council?

Answer Choices			Response Percent	Response Total
1	Yes		5.26%	6
2	No		93.86%	107
3	Don't Know		0.88%	1
			answered	114
			skipped	5





## 3. How supportive are you of this rent increase?

Answer Choices			Response Percent	Response Total
1	• Very supportive		0.00%	0
2	• Supportive		16.67%	1
3	• Neutral		33.33%	2
4	• Unsupportive		0.00%	0
5	• Very unsupportive		50.00%	3
			answered	6
			skipped	113




### 8. Your sex and gender identity. Are you:

Answer Choices			Response Percent	Response Total
1	Female		54.62%	65
2	Male		38.66%	46
3	Non-binary / third gender		0.00%	0
4	Prefer to self-describe		0.00%	0
5	Prefer not to say		6.72%	8
			answered	119
			skipped	0


### 9. Your sexual orientation

Answer Choices			Response Percent	Response Total
1	Heterosexual / straight		84.87%	101
2	Gay or Lesbian		4.20%	5
3	Bisexual		0.00%	0
4	Other		0.84%	1
5	Prefer not to say		10.08%	12
			answered	119
			skipped	0






## 10. Your ethnicity

Answer Choices			Response Percent	Response Total
<b>White</b>				
1	English/Welsh/Scottish/Northern Irish/British		88.24%	105
2	Irish		0.00%	0
3	Gypsy or Irish Traveller		0.00%	0
4	Any other White background, please describe		0.84%	1
<b>Mixed/Multiple ethnic groups</b>				
5	White and Black Caribbean		0.00%	0
6	White and Black African		0.00%	0
7	White and Asian		0.00%	0
8	Any other Mixed/Multiple ethnic background		0.00%	0
<b>Asian/Asian British</b>				
9	Indian		0.00%	0
10	Pakistani		0.00%	0
11	Bangladeshi		0.00%	0
12	Chinese		0.00%	0
13	Any other Asian background,		0.00%	0
<b>Black/ African/Caribbean/Black British)</b>				
14	African		0.84%	1
15	Caribbean		0.00%	0
16	Any other Black/African/Caribbean background		0.00%	0
<b>Other ethnic group</b>				

## 10. Your ethnicity

17	Arab		0.00%	0
18	Any other ethnic group		0.00%	0
<b>Prefer not to say</b>				
19	Prefer not to say		10.08%	12
			answered	119
			skipped	0




## 11. Your religion. Are you:

Answer Choices			Response Percent	Response Total
1	No religion		45.38%	54
2	Prefer not to say		14.29%	17
3	Christian (including Church of England, Catholic, Protestant and all other Christian denominations)		38.66%	46
4	Buddhist		0.84%	1
5	Hindu		0.00%	0
6	Jewish		0.84%	1
7	Muslim		0.00%	0
8	Sikh		0.00%	0
9	Any other religion or belief, please describe		0.00%	0
			answered	119

### 11. Your religion. Are you:

	skipped	0
Any other religion or belief, please describe (0)		
No answers found.		

### 12. Do you consider yourself to have a disability or health problem which has lasted or is expected to last at least 12 months and which limits your day-to-day activities?







Answer Choices			Response Percent	Response Total
1	Yes		12.61%	15
2	No		74.79%	89
3	Prefer not to disclose		12.61%	15
			answered	119
			skipped	0

### 13. Are you





Answer Choices			Response Percent	Response Total
1	Under 16		0.00%	0
2	16-17		0.00%	0
3	18-24		1.68%	2
4	25-34		15.97%	19




### 13. Are you

5	35-44		26.89%	32
6	45-54		15.13%	18
7	55-64		17.65%	21
8	65-74		13.45%	16
9	75 +		1.68%	2
10	Prefer not to say		7.56%	9
			answered	119
			skipped	0

### 14. Are you

Answer Choices			Response Percent	Response Total
1	Never married and never registered a civil partnership		15.13%	18
2	Married		57.14%	68
3	In a registered civil partnership		0.00%	0
4	Separated, but still legally married		0.00%	0
5	Divorced		5.04%	6
6	Formerly in a civil partnership which is now legally dissolved		0.00%	0
7	Widowed		1.68%	2

#### 14. Are you

8	Surviving partnership from a registered civil partnership		0.00%	0
9	Prefer not to say		21.01%	25
			answered	119
			skipped	0