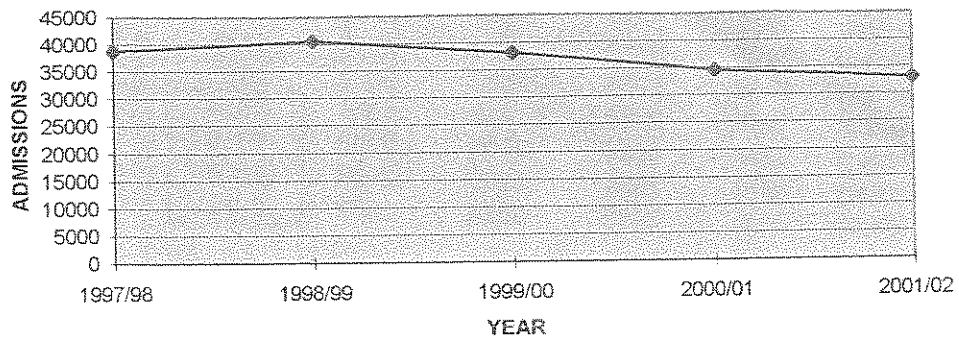
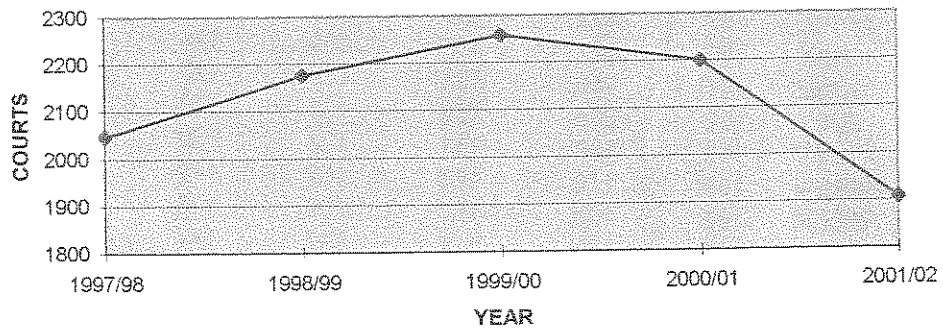


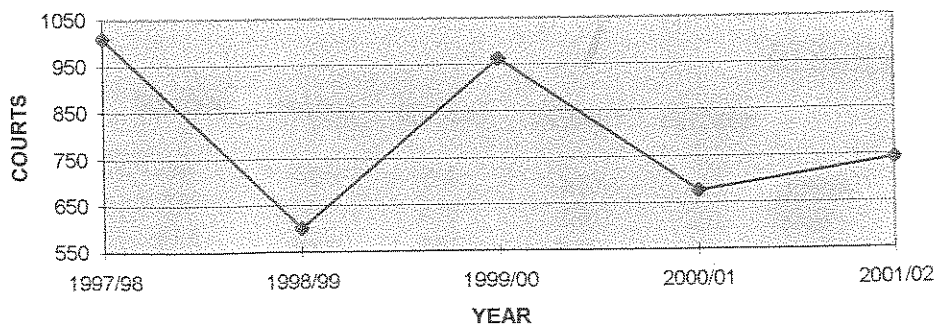
SWIMMING ADMISSIONS



SQUASH COURTS



TENNIS COURTS



SWIMMING ADMISSIONS

	1997/98	1998/99	1999/00	2000/01	2001/02
April	3492	3614	3386	3260	2978
May	3092	3564	2782	3022	2705
June	3408	3200	3072	3275	2751
July	3844	3842	3888	3406	3581
August	4929	4366	4550	4115	3987
September	2820	3239	3347	2802	2405
October	2927	3537	3030	2730	2730
November	2468	2754	2632	2232	2171
December	1958	2008	1425	1654	1654
January	3318	3455	3056	2335	2335
February	3277	3581	3695	2804	2804
March	3253	3416	3324	2982	2982
TOTALS	38786	40576	38187	34617	33083 PROJECTED

SQUASH COURTS

	1997/98	1998/99	1999/00	2000/01	2001/02
APRIL	167	197	197	203	179
MAY	146	121	166	190	124
JUNE	177	159	191	179	122
JULY	162	208	183	192	143
AUGUST	102	130	151	132	138
SEPTEMBER	137	179	170	162	144
OCTOBER	158	180	167	209	174
NOVEMBER	160	170	176	197	147
DECEMBER	107	154	122	138	138
JANUARY	251	232	224	206	206
FEBRUARY	236	193	238	192	192
MARCH	244	253	273	200	200
TOTALS	2047	2176	2258	2200	1907 PROJECTED

TENNIS COURTS

	1997/98	1998/99	1999/00	2000/01	2001/02
APRIL	151	34	57	35	56
MAY	102	88	111	46	87
JUNE	78	108	165	79	111
JULY	441	157	371	276	285
AUGUST	111	115	156	155	147
SEPTEMBER	69	37	45	44	21
OCTOBER	12	11	17	18	11
NOVEMBER	0	10	0	2	4
DECEMBER	4	0	0	4	4
JANUARY	2	6	2	2	2
FEBRUARY	19	5	7	8	8
MARCH	20	29	32	7	7
TOTAL	1009	600	963	676	743 PROJECTED