



**SOUTH DERBYSHIRE
PLAY AUDIT REPORT
REVISED VERSION
DECEMBER 2018**

QUALITY, INTEGRITY, PROFESSIONALISM

Knight, Kavanagh & Page Ltd
Company No: 9145032 (England)

MANAGEMENT CONSULTANTS

Registered Office: 1 -2 Frecheville Court, off Knowsley Street, Bury BL9 0UF
T: 0161 764 7040 E: mail@kcp.co.uk www.kcp.co.uk



6543 026

PLAY AUDIT

SOUTH DERBYSHIRE

1. INTRODUCTION

This is the audit of all play facilities across South Derbyshire prepared by Knight Kavanagh & Page (KKP) for South Derbyshire District Council.

It includes an assessment to the quality and value of all known play provision across South Derbyshire regardless of ownership or management. A number of recommendations based on the findings are also provided.

This includes areas designated primarily for play and social interaction involving children and young people, such as equipped play areas, ball courts, skateboard areas and teenage shelters.

Provision for children is deemed to be sites consisting of formal equipped play facilities typically associated with play areas. This is usually perceived to be for children under 12 years of age. Provision for young people can include equipped sites that provide more robust equipment catering to older age ranges incorporating facilities such as skate parks, BMX, basketball courts, youth shelters and MUGAs.

1.1 Audit approach

All known play sites have been visited as part of the audit process. A total of XX sites have been audited as part of the study.

Site visits included a non-technical assessment to determine the quality and value of each site. An explanation to the criteria used to undertake this is provided in Part 1.2.

A risk assessment of each site was also carried out. This focused on the general site (i.e. seating, fencing, pathways etc) and not the play equipment itself; as the Council undertakes regular checks and inspections of equipment. A summary is provided in Appendix One.

The site visits also included each site being photographed for records.

1.2 Quality and value

Each play provision site receives a separate quality and value score. This allows for application of a high and low quality/value matrix to help in any future actions or priorities.

Quality and value are fundamentally different and can be unrelated. For example, a high quality site may be inaccessible and, thus, be of little value; whereas a rundown (poor quality) site may be the only one in an area and thus be immensely valuable. As a result, quality and value are also treated separately in terms of scoring.

Analysis of quality

Data collated from site visits is initially based upon those themes derived from the Green Flag Award scheme (a national standard for parks and green spaces in England and Wales, operated by Keep Britain Tidy). The audit process also records the amount and quality of play equipment to be found at a site. This is utilised to calculate a quality score

PLAY AUDIT

SOUTH DERBYSHIRE

for each site visited. Scores in the database are presented as percentage figures. The quality criteria used for the assessments are summarised in the following table.

Quality criteria for open space site visit (score)

- ◀ Physical access, e.g. appropriate minimum entrance widths, transport links
- ◀ Personal security, e.g. site is overlooked, natural surveillance, fencing
- ◀ Information signage, e.g. presence of up to date site information, well maintained
- ◀ Equipment and facilities, e.g. adequacy and condition of provision such as seating, bins
- ◀ Site problems, e.g. any presence of vandalism, graffiti
- ◀ Healthy, safe and secure, e.g. fencing, gates
- ◀ Maintenance and cleanliness, e.g. general appearance, surface quality, equipment quality and equipment range

Within the databases the criteria are weighted to reflect their level of importance to each different open space typology. For example, a greater presence and variety of ancillary facilities (e.g. seating, bins, paths, range of equipment etc) of a good condition will mean a site rates higher for quality.

Analysis of value

Site visit data plus desk-based research is calculated to provide value scores for each site identified. Value is defined in best practice guidance in relation to the following three issues:

- ◀ Context of the site i.e. its accessibility, scarcity value and historic value.
- ◀ Level and type of use.
- ◀ The wider benefits it generates for people, biodiversity and the wider environment.

Consequently, the criteria used to calculate value focus on the benefits sites may provide in relation to play. For consistency with previous audits undertaken by the Council, value has also considered specific play themes and opportunities.

The value criteria set for audit assessment is derived as:

Value criteria for site visits (score)

- ◀ Level of use (observations only), e.g., evidence of level of use and by different age groups; relates to range of equipment and location (i.e. located near school and/or community facility)
- ◀ Social inclusion and health benefits, e.g., promotes social interaction with peers as well as physical and mental well-being
- ◀ Amenity benefits e.g., safe and well maintained; helping to create specific neighbourhoods, areas and landmarks
- ◀ Educational benefits, e.g., provides opportunities to learn and self-development
- ◀ Specific play themes; including opportunities for climbing, rocking, sliding and swinging

1.3 Quality and value thresholds

To determine whether sites are high or low quality (as recommended by guidance); the results of the site assessments are colour-coded against a baseline threshold (high being green and low being red). The primary aim of applying a threshold is to identify sites where potential investment and/or improvements may be required. It can also be used to set an aspirational quality standard to be achieved in the future and to inform decisions around the need to further protect sites.

PLAY AUDIT SOUTH DERBYSHIRE

The only national benchmark available for quality of parks and open spaces is the 66% pass rate for Green Flag. However, the Green Flag pass rate is not appropriate as it is designed to represent a sufficiently high standard of provision. Furthermore, a different scoring mechanism is used (albeit the criteria for this study is initially derived from the categories used as part of Green Flag).

In order to distinguish between higher and lower quality sites, the quality threshold is set to reflect the average score for all play provision within the local authority. For example, the average of the 82 play sites to receive a score is 64%. Consequently, the quality threshold is set at 60%. In our experience this works as an effective method to reflect local levels of provision and their variability.

For value, there is no national guidance on the setting of thresholds. The 20% threshold applied is derived from our experience and knowledge in assessing the perceived value of sites.

A high valued site is one deemed to be well used and offering visual, social, physical and mental benefits. Value is also a more subjective measure than assessing the physical quality of provision. Therefore, a conservative blanket threshold of 20% is set. Whilst 20% may initially seem low - it is a relative score. One designed to reflect those sites that meet more than one aspect of the criteria used for assessing value (as detailed earlier). If a site meets more than one criterion for value it will score greater than 20%. Consequently, it is deemed to be of higher value.

All information relating to open spaces is collated in the project open space database (to be supplied as an Excel electronic file). All sites identified and assessed as part of the audit are recorded within the database.

PLAY AUDIT SOUTH DERBYSHIRE

2. PLAY AUDIT

2.1 Current provision

A total of 83 sites are identified in South Derbyshire as provision for children and young people. This combines to create a total of more than four hectares. No site size threshold has been applied and as such all known provision is identified and included within the audit.

Table 1.1: Distribution of provision for children and young people in South Derbyshire

Area	Provision for children and young people		
	Number	Size (ha)	Current provision ¹ (ha per 1,000 population)
South Derbyshire	83	4.44	0.04

Play areas can be classified in the following ways to identify their effective target audience utilising Fields In Trust (FIT) guidance. FIT provides widely endorsed guidance on the minimum standards for play space.

- ◀ LAP - a Local Area of Play. Usually small landscaped areas designed for young children. Equipment is normally age group specific to reduce unintended users.
- ◀ LEAP - a Local Equipped Area of Play. Designed for unsupervised play and a wider age range of users; often containing a wider range of equipment types.
- ◀ NEAP - a Neighbourhood Equipped Area of Play. Cater for all age groups. Often contain an extensive range of play equipment.

Play provision in South Derbyshire is summarised using the Fields In Trust (FIT) classifications. Most is identified as being of LEAP (51%) classification.

Table 2.2: Distribution of provision for children and young people by FIT category

Analysis area	Provision for children and young people			
	LAP	LEAP	NEAP	TOTAL
South Derbyshire	17	42	24	83

Guidance on appropriate accessibility distances for children's play provision is published by FIT in its document *Beyond the Six Acre Standard* (2015). These vary depending on the type of play provision. Figures 2.1, 2.2 and 2.3 show the location of play sites with the relevant walking catchments applied.

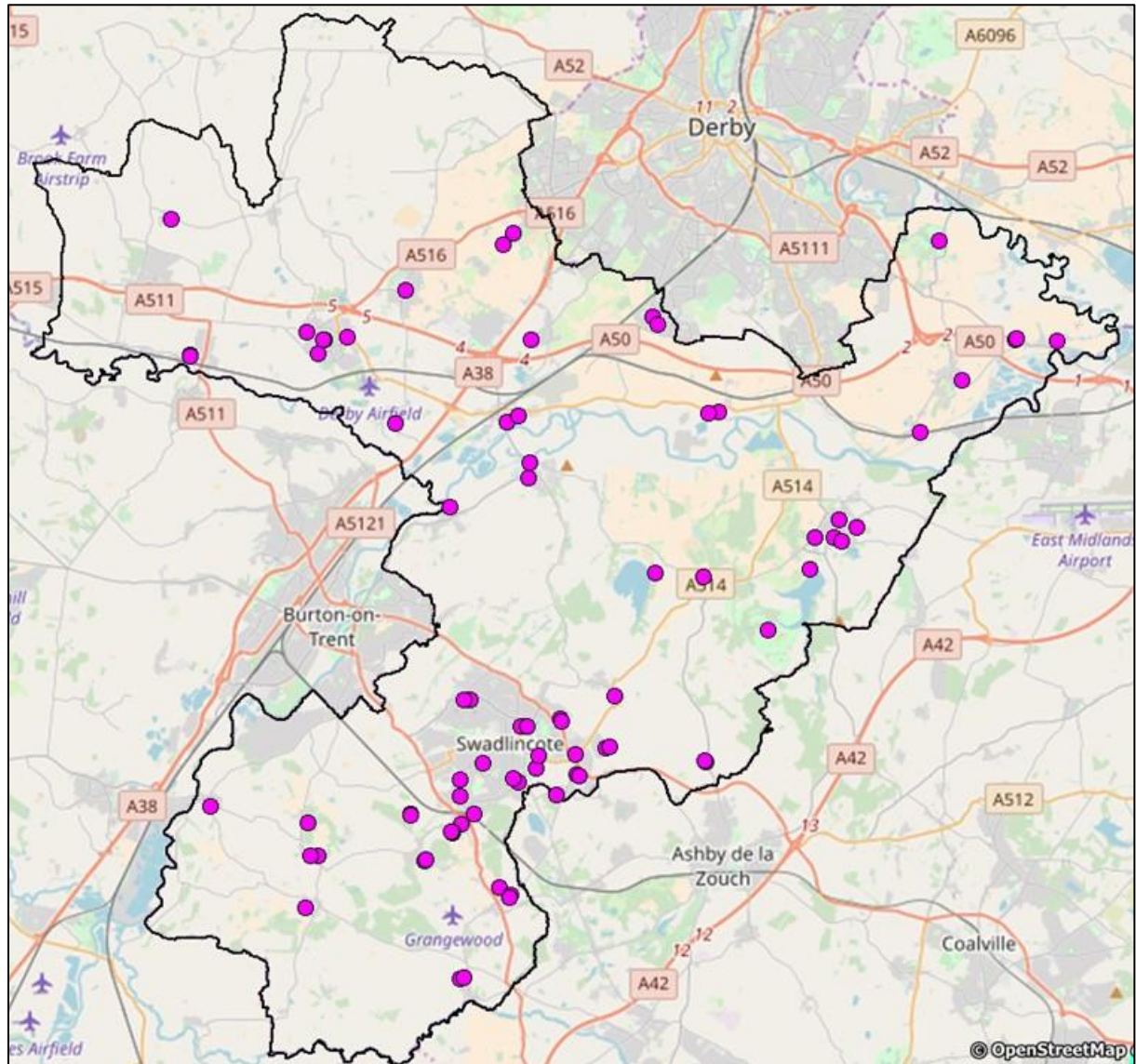
Table 2.3: FIT accessibility guidelines

Play type	FIT Walking guideline	Approximate time equivalent
LAP	100m	1 minute
LEAP	400m	5 minutes
NEAP	1,000m	12 ½ minutes

¹ Based on South Derbyshire District population of 102,385.

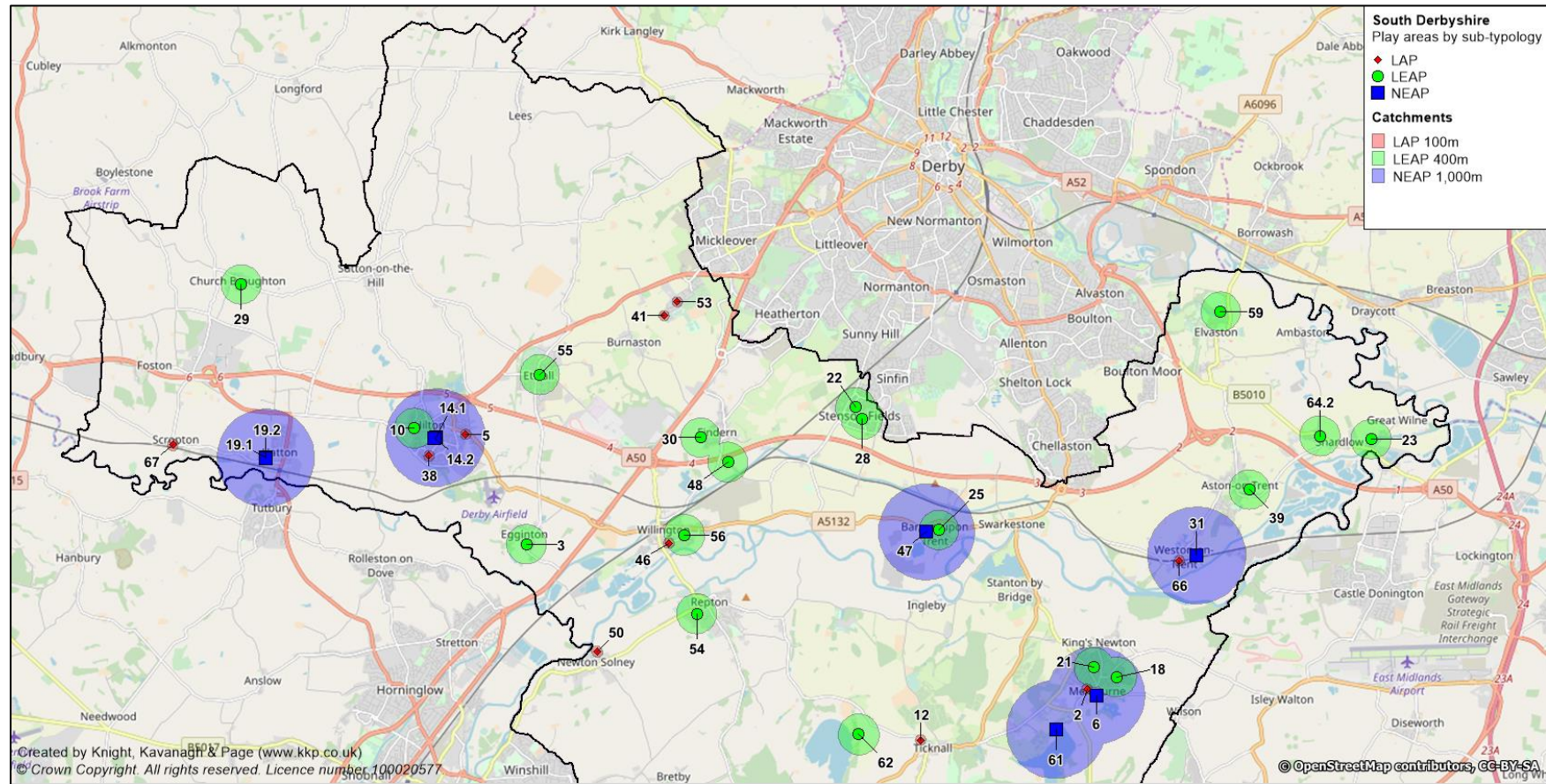
PLAY AUDIT SOUTH DERBYSHIRE

Figure 2.1: Provision for children and young people across the District



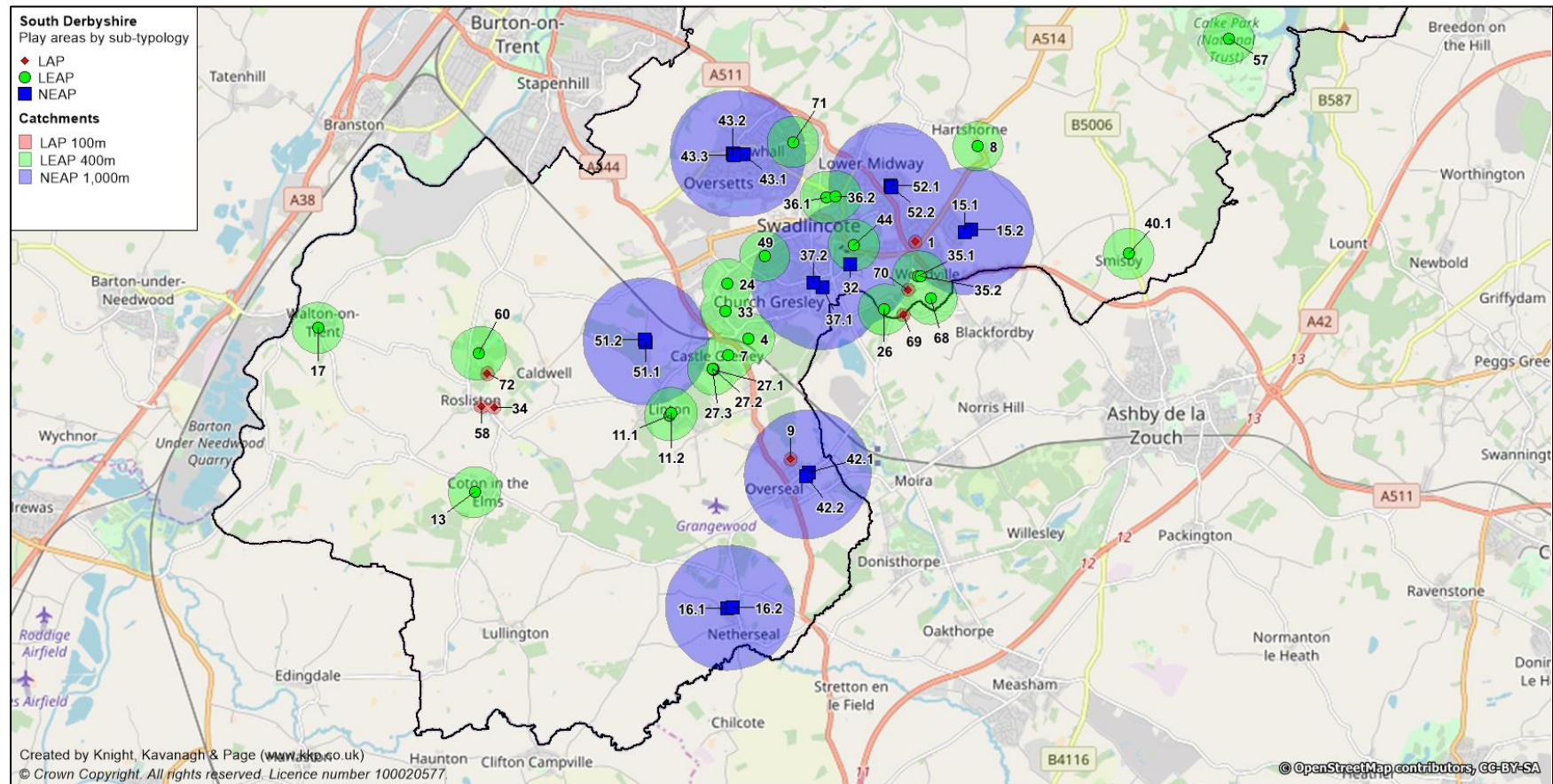
PLAY AUDIT SOUTH DERBYSHIRE

Figure 2.2: Provision for children and young people in north of the District



PLAY AUDIT SOUTH DERBYSHIRE

Figure 2.3: Provision for children and young people in south of District



PLAY AUDIT SOUTH DERBYSHIRE

Table 2.2: Key to sites mapped

Site ID	Site name	Settlement	Post Code	Parish District	Play type	Ownership	Maintenance	Quality score	Value score
27.1	Arthur Street Rec Ground, Arthur Street, Castle Gresley	Swadlincote	DE11 9HG	Castle Gresley	LEAP	SDDC	SDDC	83.2%	65.5%
27.2	Arthur Street Rec Ground MUGA	Swadlincote	DE11 9HG	Castle Gresley	LEAP	SDDC	SDDC	35.1%	32.7%
27.3	Arthur Street Rec Ground Youth Shelter	Swadlincote	DE11 9HG	Castle Gresley	LEAP	SDDC	SDDC	36.1%	29.1%
68	Astbury Way play area	Swadlincote	DE11 7DG	Woodville	LAP	SDDC	SDDC	79.4%	56.4%
39	Aston on Trent Rec Ground, Shardlow Road , Aston on Trent	Aston-on-Trent	DE72 2AN	Aston-on-Trent	LEAP	PC	PC	69.4%	78.2%
51.1	Badgers Hollow Leisure Park, Coton Park, Linton	Swadlincote	DE12 6RF	Linton	NEAP	SDDC own/ PC lease	SDDC/ PC	56.4%	78.2%
51.2	Badgers Hollow MUGA	Swadlincote	DE12 6RF	Linton	NEAP	SDDC own/ PC lease	SDDC/ PC	34.0%	34.5%
47	Barrow on Trent Play Area, Twyford Road, Barrow on Trent	Barrow upon Trent	DE73 7HA	Barrow upon Trent	LEAP	PC	PC	51.9%	56.4%
25	Barrow on Trent, Main Street play area	Barrow upon Trent	DE73 7HB	Barrow upon Trent	LEAP	SDDC own/ PC lease	SDDC	61.9%	56.4%
57	Calke Abbey	Ticknall	DE73 7JF	Ticknall		National Trust	National Trust	87.6%	90.9%
33	Castleton Park, Brunel Way	Swadlincote	DE11 9LE	Church Gresley	LEAP	SDDC	SDDC	80.1%	65.5%
24	Castleton Park, Luton Road	Swadlincote	DE11 9TF	Church Gresley	LEAP	SDDC	SDDC	81.1%	65.5%

PLAY AUDIT SOUTH DERBYSHIRE

Site ID	Site name	Settlement	Post Code	Parish District	Play type	Ownership	Maintenance	Quality score	Value score
29	Church Broughton Rec Ground, Main Street, Church Broughton	Church Broughton	DE65 5AS	Church Broughton	LEAP	SDDC	SDDC	62.5%	87.3%
13	Coton in the Elms Rec Ground, Church Street, Coton in the Elms	Coton in the Elms	DE12 8EZ	Coton in the Elms	LEAP	SDDC	SDDC	72.9%	83.6%
69	Donnington Drive play area	Swadlincote	DE11 8AU	Woodville	LAP	SDDC	SDDC	77.0%	34.5%
3	Egginton Rec Ground, Church Road, Egginton - Parish owned	Egginton	DE65 6HP	Egginton	LEAP	SDDC	SDDC inspect/ PC replace	65.3%	65.5%
59	Elvaston Castle	Elvaston	DE72 3EP	Elvaston	LEAP	Derbyshire County Council	Derbyshire County Council	77.3%	69.1%
36.1	Eureka Park, Newhall Road, Swadlincote	Swadlincote	DE11 0BA	Swadlincote	LEAP	SDDC	SDDC	73.2%	81.8%
36.2	Eureka Park outdoor gym ²	Swadlincote	DE11 0BA	Swadlincote	LEAP	SDDC	SDDC		
70	Excelsior Drive play area	Swadlincote	DE11 8DN	Woodville	LAP	SDDC	SDDC	72.9%	34.5%
49	Fabis Close Play Area, Fabis Close, Swadlincote	Swadlincote	DE11 9SL	Swadlincote	LEAP	SDDC	SDDC	86.9%	74.5%
30	Findern Rec Ground, Hillside, Findern	Findern	DE65 6AW	Findern	LEAP	SDDC	SDDC	65.6%	78.2%
48	Findern Rec Ground, Willington Road, Findern	Findern	DE65 6AS	Findern	LEAP	PC	PC	61.2%	74.5%
62	Foremark Reservoir		DE65 6EG	Milton		Severn Trent	Severn Trent	86.3%	81.8%
8	Hartshorne Rec Ground, Main Street, Hartshorne	Swadlincote	DE11 7ES	Hartshorne	LEAP	PC	PC	68.7%	74.5%

² Incorporated in to 36.1

PLAY AUDIT SOUTH DERBYSHIRE

Site ID	Site name	Settlement	Post Code	Parish District	Play type	Ownership	Maintenance	Quality score	Value score
15.1	Hartshorne Rec Ground, Mount Road, Hartshorne	Swadlincote	DE11 7HB	Hartshorne	NEAP	SDDC own / PC lease	PC	58.4%	61.8%
15.2	Hartshorne Rec Ground MUGA, Mount Road, Hartshorne	Hartshorne	DE11 7HB	Hartshorne	NEAP	SDDC own / PC lease	PC	43.0%	34.5%
19.1	Hatton Rec Ground, Scropton Lane, Hatton	Hatton	DE65 5ER	Hatton	LEAP	PC	PC	78.4%	87.3%
19.2	Hatton Rec Ground MUGA, Scropton Lane, Hatton	Hatton	DE65 5ER	Hatton	LEAP	PC	PC	73.9%	41.8%
5	Hilton Foss Road play area	Hilton	DE65 5BJ	Hilton	LAP	SDDC	SDDC	43.6%	47.3%
10	Hilton Rec Ground, Main Street, Hilton	Hilton	DE65 5GG	Hilton	LEAP	PC	PC	73.9%	74.5%
14.1	Hilton Village Hall site, Peacroft Lane	Hilton	DE65 5WA	Hilton	NEAP	PC	SDDC	75.9%	78.2%
14.2	Hilton Village Hall skateboard park	Hilton	DE65 5WA	Hilton	NEAP	PC	SDDC	67.7%	38.2%
38	Hilton Welland Road - Parish owned	Hilton	DE65 5NQ	Hilton	LAP	Developer		56.4%	69.1%
55	King George V Play Fields, Egginton Road, Etwall	Etwall	DE65 6NB	Etwall	LEAP	King George V PF Charity	SDDC	83.8%	90.9%
11.1	Linton Rec Ground, Main Street, Linton	Linton	DE12 6PW	Linton	NEAP	PC	PC	84.5%	83.6%
11.2	Linton Rec Ground MUGA	Linton	DE12 6PW	Linton	NEAP	PC	PC	49.1%	34.5%
37.1	Maurice Lea Park, York Road, Church Gresley	Swadlincote	DE11 9NW	Church Gresley	NEAP	SDDC	SDDC	73.2%	78.2%

PLAY AUDIT SOUTH DERBYSHIRE

Site ID	Site name	Settlement	Post Code	Parish District	Play type	Ownership	Maintenance	Quality score	Value score
37.2	Maurice Lea Park MUGA	Swadlincote	DE11 9NW	Church Gresley	NEAP	SDDC	SDDC	39.2%	38.2%
21	Melbourne Play Area, Coronation Close, Melbourne	Melbourne	DE73 8FH	Melbourne	LEAP	SDDC	SDDC	59.1%	60.0%
2	Melbourne Play Area, Quick Close, Melbourne	Melbourne	DE73 8GH	Melbourne	LAP	SDDC	SDDC	59.8%	34.5%
6	Melbourne, Lothian Gardens-Parish owned	Melbourne	DE73 8GJ	Melbourne	NEAP	PC	PC	51.5%	90.9%
18	Melbourne, Sweet Leys Way, Off Station Road	Melbourne	DE73 8LH	Melbourne	LEAP	SDDC	SDDC	57.7%	74.5%
41	Mickleover, Swan Hill play area	Melbourne	DE3 0UW	Burnaston	LAP	SDDC	SDDC	57.7%	34.5%
53	Mickleover, Wren Way play area	Melbourne	DE3 0UF	Burnaston	LAP	SDDC	SDDC	72.5%	34.5%
52.1	Midway, Salisbury Drive	Swadlincote	DE11 7LD	Midway	NEAP	SDDC own / PC lease	PC / u8's by SDDC	78.4%	60.0%
52.2	Midway, Salisbury Drive MUGA	Swadlincote	DE11 7LD	Midway	NEAP	SDDC own / PC lease	PC	41.9%	38.2%
7	Mount Pleasant Rec Ground, Mount Pleasant Road, Castle Gresley	Melbourne	DE11 9JF	Castle Gresley	LEAP	PC?	PC?	59.1%	74.5%
16.1	Netherseal Rec Ground, Main Street, Netherseal	Swadlincote	DE12 8DB	Netherseal	NEAP	PC	PC	50.9%	74.5%
16.2	Netherseal Rec Ground MUGA	Swadlincote	DE12 8DB	Netherseal	NEAP	PC	PC	75.9%	38.2%
43.1	Newhall Park	Swadlincote	DE11 0JX	Newhall	NEAP	SDDC	SDDC	82.8%	90.9%
43.2	Newhall Park MUGA	Swadlincote	DE11 0JX	Newhall	NEAP	SDDC	SDDC	47.4%	38.2%
43.3	Newhall Park skate park	Swadlincote	DE11 0JX	Newhall	NEAP	SDDC	SDDC	41.2%	38.2%

PLAY AUDIT SOUTH DERBYSHIRE

Site ID	Site name	Settlement	Post Code	Parish District	Play type	Ownership	Maintenance	Quality score	Value score
50	Newton Solney Rec Ground, Newton Close, Newton Solney	Burton-on-Trent	DE15 0SL	Newton Solney	LAP	SDDC	SDDC	68.7%	65.5%
9	Overseal, Edward Street	Swadlincote	DE12 6LJ	Overseal	LAP	SDDC	SDDC	65.3%	47.3%
42.1	Overseal Rec Ground, Woodville Road, Overseal	Swadlincote	DE12 6LX	Overseal	NEAP	PC	SDDC	84.5%	83.6%
42.2	Overseal Rec Ground MUGA Woodville Road	Swadlincote	DE12 6LX	Overseal	NEAP	PC	SDDC	65.3%	38.2%
54	Repton Rec Ground, Mitre Drive, Repton	Repton	DE65 6FJ	Repton	LEAP	PC	SDDC	73.5%	74.5%
60	Rosliston Main playground	Rosliston	DE12 8JX	Rosliston	LEAP	Rosliston Forestry Centre	Rosliston Forestry Centre	40.2%	78.2%
72	Rosliston Natural Play Area (Forestry Centre)	Rosliston	DE12 8JX	Rosliston	LAP	Rosliston Forestry Centre	Rosliston Forestry Centre	36.1%	47.3%
34	Rosliston Play Area, Main Street, Rosliston	Rosliston	DE12 8JW	Rosliston	LEAP	PC	PC	83.8%	74.5%
71	Midway (Chestnut Avenue/Rowan Drive) play area	Swadlincote	DE11 0EN	Midway	LEAP	SDDC?	SDDC?	62.2%	90.9%
67	Scropton Road play area	Scropton	DE65 5PN	Scropton	LAP	Unresolved	PC?	53.6%	49.1%
23	Shardlow Play Area, The Wharf, Shardlow	Shardlow	DE72 2WE	Shardlow	LEAP	SDDC	SDDC	77.7%	65.5%
64.1	Shardlow Rec Ground	Shardlow	DE72 2GZ	Shardlow		School?	School?		
64.2	Shardlow Rec Ground MUGA	Shardlow	DE72 2GZ	Shardlow	LEAP	School?	School?	36.1%	38.2%

PLAY AUDIT SOUTH DERBYSHIRE

Site ID	Site name	Settlement	Post Code	Parish District	Play type	Ownership	Maintenance	Quality score	Value score
40.1	Smisby Play Area, Chapel Street, Smisby	Smisby	LE65 2TJ	Smisby	LEAP	SDDC	SDDC	51.9%	74.5%
4	Station Street Rec Ground, Station Street, Castle Gresley	Swadlincote	DE11 9JU	Castle Gresley	LEAP	SDDC	SDDC	64.3%	61.8%
61	Staunton Harold	Melbourne	DE73 8DL	Melbourne	LEAP	Severn Trent	Severn Trent	87.6%	81.8%
28	Stenson Fields Play Area, Goathland Road, Stenson Fields	Stenson Fields	DE24 3BW	Stenson Fields	LEAP	SDDC	SDDC	57.0%	56.4%
22	Stenson Fields Play Area, Pilgrims Way, Stenson Fields	Stenson Fields	DE24 3JG	Stenson Fields	LEAP	SDDC	SDDC	74.9%	74.5%
32	Swadlincote Skate Park	Swadlincote	DE11 8EG	Swadlincote	NEAP	SDDC	SDDC	35.1%	34.5%
44	Swadlincote Woodlands, Derby Road, Swadlincote	Swadlincote	DE11 8LP	Swadlincote	LEAP	SDDC	SDDC	61.2%	74.5%
12	Ticknall Rec Ground, Milton Road, Ticknall	Ticknall	DE73 7JG	Ticknall	LAP	SDDC own / PC lease	SDDC	58.1%	43.6%
66	Trent Lane under 8s Play Area	Weston-on-Trent	DE72 2BT	Weston-on-Trent	LAP	SDDC own / PC lease	Parish Council	54.6%	60.0%
17	Walton on Trent, Coton Road	Swadlincote	DE12 8NL	Walton-on-Trent	LEAP	PC?	PC?	63.6%	87.3%
31	Weston on Trent Rec Ground, Kings Mill Lane, Weston on Trent	Weston-on-Trent	DE72 2BQ	Weston-on-Trent	NEAP	SDDC own / PC lease	Parish Council	45.7%	47.3%
46	Willington Play Area, Hall Lane, Willington	Willington	DE65 6BZ	Willington	LAP	SDDC	SDDC	70.8%	78.2%
56	Willington Play Area, Trent Lane, Willington	Willington	DE65 6DN	Willington	LEAP	SDDC	SDDC	69.1%	78.2%

PLAY AUDIT SOUTH DERBYSHIRE

Site ID	Site name	Settlement	Post Code	Parish District	Play type	Ownership	Maintenance	Quality score	Value score
35.1	Woodville Rec Ground, New Road, Woodville	Swadlincote	DE11 8DJ	Woodville	LEAP	PC	SDDC ³	73.9%	41.8%
35.2	Woodville Rec Ground MUGA	Swadlincote	DE11 8DJ	Woodville	LEAP	PC	PC	54.6%	41.8%
26	Woodville Woodlands, Arliston Drive	Swadlincote	DE11 8FS	Woodville	LEAP	SDDC	SDDC	73.9%	74.5%
1	Woodville, Blueberry Way play area	Swadlincote	DE11 7GX	Woodville	LAP	SDDC	SDDC	69.8%	52.7%

³ Will be Parish Council responsibility once refurbishment works carried out

PLAY AUDIT

SOUTH DERBYSHIRE

The catchment mapping shows there is a good spread of play provision across South Derbyshire. Most settlements are observed as being served by some form of play provision.

No significant gaps are highlighted. However, it is noted that the Castle Gresley area is not covered by the catchment area of a play site categorized as NEAP (blue areas of Figure 2.1 and 2.2). Exploring any opportunities to expand or enhance the existing sites in this area (KKP 4, 7, 24 and 33) is recommended. All four existing sites are categorized as LEAP therefore exploring their ability to act as NEAP is worthwhile.

2.3 Quality

In order to determine whether sites are high or low quality (as recommended by guidance); the scores from the site assessments have been colour-coded against a baseline threshold (high being green and low being red). The table below summarises the results of the quality assessment for play provision for children and young people in South Derbyshire. A threshold of 60% is applied in order to identify higher and lower quality.

Table 2.4: Quality ratings for provision for children and young people

Area	Scores (%)			Spread	No. of sites	
	Lowest score	Average score	Highest score		<60%	>60%
South Derbyshire	34%	64%	88%	54%	33	49

Quality of provision is generally good across South Derbyshire with 60% of sites assessed as above the threshold. However, there are 33 sites rating below the threshold. Notably there is a significant spread (54%) between the highest and lowest scoring sites, with Calke Abbey and Staunton Harold scoring 88% compared to Badgers Hollow MUGA (34%).

Badgers Hollow MUGA scores below the quality threshold. It scores quite well for range of equipment but lower for site appearance, surface and equipment quality. The site lacks some ancillary features, having no bins or benches. In addition, there is no boundary fencing (the MUGA is not enclosed). However, the site does benefit from car parking.

In contrast, Calke Abbey and Staunton Harold Play Areas rate the highest due to their range and excellent condition of play equipment. The sites also benefit from additional features such as seating, signage, fencing and parking.

Other sites to receive particularly high ratings for quality include:

- ◀ Fabis Close Play Area, Swadlincote (87%)
- ◀ Foremark Reservoir (86%)
- ◀ Overseal Rec Ground, Woodville Road, Overseal (85%)
- ◀ Linton Rec Ground, Main Street, Linton (85%)

These play areas have a good range of well-maintained equipment. In addition, they also provide good ancillary features and facilities including benches and signage. All but

PLAY AUDIT

SOUTH DERBYSHIRE

Foremark Reservoir have bins. However, this site scores excellent for site appearance, surface and equipment quality and has the additional benefit of car parking (not free).

King George Playing Fields, Egginton Road, Etwall scores above the quality threshold (84%). Consultation with Etwall Parish Council highlights that some pieces of equipment are new, but some are starting to appear tired.

Barrow on Trent, Main Street play area, is identified by Barrow on Trent Parish Council as being in need of refurbishment. The site scores just above the threshold (62%) but receives lower ratings for equipment quality and dirty signage.

High quality scores at some sites can be attributed to refurbishment of provision. For example, consultation with Barton-under-Needwood Parish Council highlights that the Collinson Road Play Area (83%) and the wider site was revamped with extra drainage installed. However, the Parish Council suggests drainage issues still exist and there are management problems with wear and tear of the well-used play area. Installation of CCTV cameras at the site has reduced anti-social behaviour.

Overall, a total of 33 sites rate below the threshold for quality. Some of the lowest scoring sites include:

- ◀ Badgers Hollow MUGA, Linton (34%)
- ◀ Swadlincote Skate Park (35%)
- ◀ Arthur Street Rec Ground MUGA (35%)

Most sites scoring lower for quality is due to the perceived poorer quality site appearance and lack of or no signage. Arthur Street Rec Ground scores lower for surface and equipment quality. Both MUGAs at Badgers Hollow and Arthur street Rec Ground have no boundary fencing. However, both have parking.

Melbourne, Lothian Gardens (52%) scores below the quality threshold due to no signage and scores lower for personal security and controls to prevent illegal use. Consultation with Melbourne Parish Council identifies that this site is poor quality, with failed basketball equipment and missing football nets. Moreover, the site suffers from persistent older teenagers using the site for anti-social purposes who regularly vandalise the equipment. The Parish Council have informed the police, but action taken is extremely limited.

In addition, Ticknall Rec Ground (58%) scores just below the quality threshold. It scores well for site appearance and equipment quality. The site also has signage. However, it scores lower for surface quality and equipment range. Consultation with Ticknall Parish Council highlights that play provision is very old and in need of updating. The exception is for two new toddler swings the Parish Council installed within the last five years.

Rosliston Natural Playground (in Forestry Centre) scores below the quality threshold due to it being isolated and having a poor surface. This hinders usage of the site. There are other play areas nearer to the main entrance of the centre and car park. These are of a better quality as well as being less isolated and are likely used more.

Overall, 11 sites have no signage. These all score below the quality threshold. However, the majority of play sites do have signs. A total of 14 sites have faded, dirty or very poor signage. For example, Overseal Edward Street, Hilton Village Hall Site Peacroft Lane,

PLAY AUDIT SOUTH DERBYSHIRE

Scropton Play Area and Swan Hill Play Area all have faded signs whilst Arthur Street Rec Ground Arthur Street Castle Gresley has a good sign albeit vandalised sign.

Table 2.5: Summary of signage

KKP Ref	Site name	Signage quality	Observations
27.1	Arthur Street Rec Ground, Arthur Street, Castle Gresley	OK condition but vandalised	Vandalised. Graffiti over symbols on sign
27.2	Arthur Street Rec Ground MUGA		
27.3	Arthur Street Rec Ground Youth Shelter		
68	Astbury Way play area	Good	Quite small
39	Aston on Trent Rec Ground, Shardlow Road, Aston on Trent	Okay	Bit dirty
51.1	Badgers Hollow Leisure Park, Coton Park, Linton	Quite good	
51.2	Badgers Hollow MUGA, Linton		
47	Barrow on Trent Play Area, Twyford Road, Barrow on Trent	Okay	Limited; name only
25	Barrow on Trent, Main Street play area	Poor	Dirty and mossy sign
57	Calke Abbey	Okay	Limited information
33	Castleton Park, Brunel Way	Okay	
24	Castleton Park, Luton Road	Good	
29	Church Broughton Rec Ground, Main Street, Church Broughton	Limited	Limited information
13	Coton in the Elms Rec Ground, Church Street, Coton in the Elms	Okay	Dirty
69	Donnington Drive play area	Good	
3	Egginton Rec Ground, Church Road, Egginton - Parish owned	Good	
59	Elvaston Castle	Okay	
36.1	Eureka Park, Newhall Road, Swadlincote	Okay	
36.2	Eureka Park outdoor gym	None	
70	Excelsior Drive play area	Okay	Bit dirty
49	Fabis Close Play Area, Swadlincote	Okay	
30	Findern Rec Ground, Hillside, Findern	Okay	
48	Findern Rec Ground, Willington Road, Findern	Okay	
62	Foremark Reservoir	Good	
15.1	Hartshorne Rec Ground, Mount Road, Hartshorne	Okay	
15.2	Hartshorne Rec Ground MUGA		
8	Hartshorne Rec Ground, Main Street, Hartshorne	Okay	
19.1	Hatton Recreation Ground, Scropton Road, Hatton	Faded	Faded

PLAY AUDIT

SOUTH DERBYSHIRE

KKP Ref	Site name	Signage quality	Observations
19.2	Hatton Recreation Ground MUGA, Hatton	Okay	
5	Hilton Foss Road play area	No sign	
10	Hilton Rec Ground, Main Street, Hilton	Okay	
14.1	Hilton Village Hall site, Peacroft Lane	Faded	Faded
14.2	Hilton Village Hall skateboard park	Okay	
38	Hilton Welland Road-Parish owned		Missing
55	King George Playing Fields, Egginton Road, Etwall	Okay	Dirty
11.1	Linton Rec Ground, Main Street, Linton	Okay	
11.2	Linton Rec Ground MUGA	General sign	
37.1	Maurice Lea Park, York Road, Church Gresley	Okay sign	Little slanted
37.2	Maurice Lea Park MUGA		
21	Melbourne Play Area, Coronation Close, Melbourne	Okay	Overgrown branch encroaching
2	Melbourne Play Area, Quick Close, Melbourne	Okay	
6	Melbourne, Lothian Gardens	No sign	
18	Melbourne, Sweet Leys Way, Off Station Road	No sign	
41	Mickleover, Swan Hill play area		Faded
53	Mickleover, Wren Way play area		Faded
52.1	Midway, Salisbury Drive,	Okay	
7	Mount Pleasant Rec Ground, Mount Pleasant Road, Castle Gresley	Okay	
16.1	Netherseal Rec Ground, Main Street, Netherseal	Limited sign	
16.2	Netherseal Rec Ground MUGA	Okay	
43.1	Newhall Park	Okay	
43.2	Newhall Park MUGA	No sign	
43.3	Newhall Park skate park	No sign	
50	Newton Solney Rec Ground, Newton Close, Newton Solney	Ok	
42.1	Overseal Rec Ground, Woodville Road, Overseal	Good	
42.2	Overseal Rec Ground MUGA Woodville Road	Limited	No dogs only
9	Overseal, Edward Street		Faded
54	Repton Rec Ground, Mitre Drive, Repton	Okay	
60	Rosliston Main playground	No sign	
72	Rosliston natural play area (in Forestry Centre)	Okay	
34	Rosliston Play Area, Main Street, Rosliston	Okay	
71	Midway (Chestnut Avenue/Rowan Drive) play area	No sign	
52.2	Salisbury Drive MUGA	No sign	

PLAY AUDIT

SOUTH DERBYSHIRE

KKP Ref	Site name	Signage quality	Observations
67	Scropton Road play area	Okay	
23	Shardlow Play Area, The Wharf, Shardlow	Okay	
64.2	Shardlow Rec Ground MUGA	No sign	
40.1	Smisby Play Area, Chapel Street, Smisby	Okay	Sign is very small
4	Station Street Rec Ground, Station Street, Castle Gresley	Okay	
61	Staunton Harold	Okay	
28	Stenson Fields Play Area, Goathland Road, Stenson Fields	Okay	
22	Stenson Fields Play Area, Pilgrims Way, Stenson Fields	Okay	
32	Swadlincote Skate Park	No sign	
44	Swadlincote Woodlands, Derby Road, Swadlincote	Okay	
12	Ticknall Rec Ground, Milton Road, Ticknall	Okay	
66	Trent Lane under 8s play area	No sign	
17	Walton on Trent, Coton Road	Good	
31	Weston on Trent Rec Ground, Kings Mill Lane, Weston on Trent	Poor	
46	Willington Play Area, Hall Lane, Willington	Okay	
56	Willington Play Area, Trent Avenue, Willington	Okay	
35.2	Woodville Rec Ground MUGA	No sign	
35.1	Woodville Rec Ground, New Road, Woodville	Good	
26	Woodville Woodlands, Arliston Drive	Okay	
1	Woodville, Blueberry Way play area	Very poor	

There is some inconsistency between the design and style of signage across South Derbyshire. Some signs follow the standardised SDDC format and style while others may vary. In some instances, only the name of the site is provided as part of the information contained on the sign. A good quality sign should be clear, easy to read and contain some basic information such as:

- ◀ Site name
- ◀ Ownership/body responsible for site
- ◀ Contact details
- ◀ Rules/regulations for use (i.e. no dogs, etc)

There are 26 sites with signage that is considered to meet the examples of good practice. There are also 27 sites viewed as following the standardised style favoured by SDDC.

It is also important for sites containing facilities such as skate parks, ramps and BMX tracks to have additional or specific information. This should relate to the location and emergency contact details in the event of an accident. Of the three sites to contain skate/BMX facilities, only one (Hilton Village Hall) is viewed to have a sign with

PLAY AUDIT SOUTH DERBYSHIRE

appropriate information displayed. The two sites without are Swadlincote Skate Park and Newhall Park Skate Park.

PLAY AUDIT

SOUTH DERBYSHIRE

2.4 Value

To determine whether sites are high or low value (as recommended by the Companion Guidance) site assessment scores are colour-coded against a baseline threshold (high being green and low being red). The table overleaf summarises the results of the value assessment for children and young people in South Derbyshire. A threshold of 20% is applied in order to identify high and low value.

Table 2.5: Value ratings for provision for children and young people in South Derbyshire

Area	Scores (%)			Spread	No. of sites	
	Lowest score	Average score	Highest score		<20%	>20%
South Derbyshire	25%	62%	91%	65%	0	82

All of play provision in South Derbyshire is rated as being above the threshold for value. This demonstrates the role play provision provides in allowing children to play but also the contribution sites make in terms of giving children and young people safe places to learn, for physical and mental activity, to socialise with others and in creating aesthetically pleasing local environments.

Sites scoring particularly high for value tend to reflect the size and amount/range and standard of equipment present on site. Some of the highest scoring sites are:

- ◀ Melbourne, Lothian Gardens (91%)
- ◀ Newhall Park (91%)
- ◀ King George Playing Fields, Egginton Road, Etwall (91%)
- ◀ Calke Abbey (91%)

Diverse equipment to cater for a range of ages is also essential. Sites containing a variety of provision tend to rate higher for value; as evidenced by some of the sites listed above; Newhall Park has a play area, MUGA, youth shelter and five-a-side area. Melbourne, Lothian Gardens features a MUGA. King George Playing Fields has a youth shelter.

Previous play audits by SDDC have recognised the play value at sites offered by diverse forms of equipment. These have identified the ability for different play actions such as sliding, climbing, rocking and swinging. There are 30 sites identified as offering the ability to play in terms of sliding, climbing, rocking and swinging. These can be identified in the site visit database.

Despite Melbourne, Lothian Gardens scoring high for value, it scores below the quality threshold. The site has quite a good range of equipment. However, it has no signage, a missing basketball hoop and scores lower for controls to prevent illegal use. Consultation with Melbourne Parish Council highlights that the basketball equipment is not used and football nets are missing. The site is highlighted as being persistently used by older teenagers for anti-social purposes.

Sites scoring lower for value reflect a lack of diverse equipment. For example, Rosliston Natural Playground is observed as containing a commando run form of provision. Consequently, it does not receive scores for value in terms of swinging, sliding or rocking. It does however rate for climbing.

PLAY AUDIT

SOUTH DERBYSHIRE

It is also important to recognise the benefits of play in terms of healthy, active lifestyles, social inclusion and interaction between children plus its developmental and educational value. The importance of play and of children’s rights to play in their local communities is essential.

2.6 Audit summary

Provision for children and young people summary

- ◀ There are 83 play provision sites in South Derbyshire; a total of over four hectares.
- ◀ This is an increase to the 2014 audit which contained 64 sites. Part of the increase is due to multiple forms of provision being located at the same site. For instance, a play area and a MUGA at the same site are now classified as two separate entries. There has however been a genuine increase in the number of actual play sites (71).
- ◀ Play provision in South Derbyshire is summarised using the Fields In Trust (FIT) classifications. Most is identified as being of LEAP (51%) classification.
- ◀ A greater proportion of play sites (60%) rate above the threshold for quality. Lower quality scoring sites tends to reflect a lack in and/or range of equipment and/or its general condition.
- ◀ Overall, the general standard in quality is good. No significant concerns to the condition and maintenance of provision are highlighted. In comparison to other local authorities, the overall play stock is considered to be above average. Often studies can highlight a need for consolidation and wholesale improvement to play stock. However, for South Derbyshire this is not the case. This is in-keeping with the findings from the 2014 audit which identified a lower proportion of sites to rate below average⁴.
- ◀ All play provision rates above the threshold for value; reflecting the social, healthy and developmental benefits provision can provide to playing.

2.7 Recommendations

A number of recommendations are set out below based on the findings of the play audit and consultation with key officers at SDDC. These include (in no particular order):

Recommendation	Explanation
Introduction of a painting programme	Whilst overall quality of the play provision is deemed generally good, several comments from parish council consultation and site visits highlight a lack of a programme for the painting of play equipment. In some instances, parish councils cite certain as never having had a refresh of paint. Consequently, exploring a programme to ensure equipment receives a sufficient level of painting is recommended.
Consistency of signage	As discussed above, the level of signage across sites is variable. Many sites lack the basic information which should be presented. There is also a wide variety in the design and style of signage. Reviewing further the current signage at sites is recommended to ensure a consistent design and approach. The priority should be at those sites with play equipment necessitating additional information for safety reasons (i.e. skate parks such as Swadlincote Skate Park, Newhall Park and etc).
Ownership/maintenance	For most sites it is understood who is responsible for the

⁴ A direct comparison is not possible as different methodologies to score and rate sites was used

PLAY AUDIT SOUTH DERBYSHIRE

Recommendation	Explanation
responsibilities	<p>equipment and its maintenance. However, there are several sites where the information on who is responsible is unclear or unknown. This is likely reflected in part to the two recommendations above. The Council should investigate further, with assistance from the parish councils, the current leases in place and the remaining length of the agreements. The findings of this audit report should help initially however further work is needed to have a full understanding of the current arrangements and responsibilities.</p>
Move to electronic system of data storage	<p>The current system of site checking and reviews by the council is carried out in paper format. For efficiencies of data collection and sharing the Council should explore moving to an electronic software system to aid in such tasks. This will also help in the long-term storage of data in case it is ever needed in the future.</p> <p>There are many established asset management systems such as Citrix available on the market. However, for the purposes of what is needed a more play specific software might be better. There are several play area specific management systems. A couple of the more play specific ones and which may meet the requirements of the council include:</p> <ul style="list-style-type: none"> ▶ PSSLive – comprehensive and highly recommended by many LA's but potentially quite costly. ▶ Play Inspection Company – offers an online playground inspection app designed specifically for local authorities and contractors.

PLAY AUDIT SOUTH DERBYSHIRE

APPENDIX ONE: RISK ASSESSMENT SUMMARY

KKP Ref	Site name	Hazard and potential consequence	Control measures	Risk rating
<i>KKP Ref</i>		<i>This column should be used to identify all significant hazards associated with the activity. Each hazard should be listed individually</i>	<i>Measures (if applicable) are mandatory and should already be in place</i>	<i>When evaluating risk, consider both the likelihood of the hazard occurring and the potential severity</i>
1	Woodville, Blueberry Way play area	Small surface gaps and unevenness – potential trip hazard	Regular monitoring to point where replacement is required	Medium
3	Egginton Rec Ground, Church Road, Egginton	Moss on surface. Potentially slippery surfaces when wet – potential trip hazard	Regular monitoring to point where replacement is required	Medium
4	Station Street Rec Ground, Station Street, Castle Gresley	Mossy surface by toddler swing – potential trip hazard	Regular monitoring to point where replacement is required	Medium
5	Hilton Foss Road play area	Damaged boundary fencing. Large gaps. Damaged bench – potential trip and fall hazards.	Bench needs immediate review. Regular monitoring to point where replacement is required for fencing and surfaces	High
6	Melbourne, Lothian Gardens	Small gaps in surface, leaves on edge on MUGA and within near boundary fence – potential trip hazard	Regular monitoring to point where replacement is required	Low
8	Hartshorne Rec Ground, Main Street, Hartshorne	Old mossy bench, damaged boundary fencing, dip by swings where puddles form – potential trip and fall hazards	Fencing needs reviewing. Regular monitoring to point where replacement is required for bench and surfaces	Low/Medium
9	Overseal, Edward Street	Moss/Algae particularly on edge near multiplay and underneath this equipment – potential trip hazard	Regular monitoring to point where replacement is required	Medium
11.1	Linton Rec Ground, Main Street,	Small patches of mossy surfaces –	Regular monitoring to point	Low

PLAY AUDIT SOUTH DERBYSHIRE

KKP Ref	Site name	Hazard and potential consequence	Control measures	Risk rating
	Linton	potential trip hazard	where replacement is required	
13	Coton in the Elms Rec Ground, Church Street, Coton in the Elms	Thin layer of mossy surfaces – potential trip hazard	Regular monitoring to point where replacement is required	Low
15.1	Hartshorne Rec Ground, Mount Road, Hartshorne	Mossy surface by swings– potential trip hazard	Regular monitoring to point where replacement is required	Low
16.1	Netherseal Rec Ground, Main Street, Netherseal	Surface wear and tear, sandy by junior swings. Uneven surfaces. Overgrown grass. Mossy. Loose parts of surface. Unnecessary gate when no boundary fencing – potential trip hazard and trapped fingers	Removal of gate. Regular monitoring of surfaces to point where replacement is required	High
17	Walton on Trent, Coton Road	Hole on grass surface by swings frame. Not under swings but near – potential trip hazard	Regular monitoring to point where replacement is required	Low/Medium
18	Melbourne, Sweet Leys Way, Off Station Road	Gate closes quickly as on bit of a slope – potential trapped fingers and impact to users	Gate needs review and repairing as appropriate.	Medium
22	Stenson Fields Play Area, Pilgrims Way, Stenson Fields	No gates – unrestricted entry and exist points, potential of eye height impact	Gate needs reviewing with repairing or full removal of support posts.	Low
23	Shardlow Play Area, The Wharf, Shardlow	Lots of leaves on surface – potential trip hazard	Regular monitoring to point where replacement is required	Low
25	Barrow on Trent, Main Street play area	Leaves, small twigs, moss – potential trip hazard	Regular monitoring to point where replacement is required	Low/Medium
28	Stenson Fields Play Area, Goathland Road, Stenson Fields	Cracks in surface/small gaps. Some moss on some surfaces – potential trip hazard	Regular monitoring to point where replacement is required	Low
29	Church Broughton Rec Ground, Main Street, Church Broughton	Gaps between surface by toddler swing. Broken bench. Others fine. –	Bench needs immediate review. Regular monitoring to	Medium/High

PLAY AUDIT SOUTH DERBYSHIRE

KKP Ref	Site name	Hazard and potential consequence	Control measures	Risk rating
		potential trip and fall hazards	point where replacement is required for surfaces	
30	Findern Rec Ground, Hillside, Findern	Leaves, branches and twigs – potential trip hazard	Regular monitoring to point where replacement is required	Low
32	Swadlincote Skate Park	Gaps in surfacing, presence of litter – potential trip hazard	Regular monitoring to point where replacement is required	Low/medium
35.1	Woodville Rec Ground, New Road, Woodville	Uneven ground in parts e.g. under swings. Boundary by fencing uneven and unnecessary – potential trip hazard	Regular monitoring to point where replacement is required	Low/medium
43.1	Newhall Park	Rubbish by skate park – potential trip hazard	Regular monitoring to point where replacement is required	Low
47	Barrow on Trent Play Area, Twyford Road, Barrow on Trent	Not best access to site, have to go through uneven stoned car park where there are piles of stones – potential trip hazard	Regular monitoring to point where replacement is required	Low
48	Findern Rec Ground, Willington Road, Findern	Small gaps between surface – potential trip hazard	Regular monitoring to point where replacement is required	Low
50	Newton Solney Rec Ground, Newton Close, Newton Solney	Mossy surface under most equipment – potential trip hazard	Regular monitoring to point where replacement is required	Medium
51.1	Badgers Hollow Leisure Park, Coton Park, Linton	Moss and leaves – potential trip hazard	Regular monitoring to point where replacement is required	Low
53	Mickleover, Wren Way play area	Twigs and leaves – potential trip hazard	Regular monitoring to point where replacement is required	Low
54	Repton Rec Ground, Mitre Drive, Repton	Gaps in surface – potential trip hazard	Regular monitoring to point where replacement is required	Medium
62	Foremark Reservoir	Large puddle by one of the equipment suggesting potential uneven ground – potential trip hazard	Regular monitoring to point where replacement is required	Low

PLAY AUDIT SOUTH DERBYSHIRE

KKP Ref	Site name	Hazard and potential consequence	Control measures	Risk rating
71	Midway (Chestnut Avenue/Rowan Drive) play area	Back rest of one of the benches is missing – potential fall and impact hazards	Bench needs immediate review with it being made safe.	Low
72	Rosliston natural play area (in Forestry Centre)	Isolated, muddy access, long grass – potential trip hazard	Regular monitoring to point where replacement is required	Low

PLAY AUDIT SOUTH DERBYSHIRE

APPENDIX TWO: PARISH COUNCIL SUMMARY

Parish Council	Ownership	Concerns and general information	Maintenance (of equipment and grass if cited)
Aston-on-Trent	Aston-on-Trent Rec Ground, Shardlow Road, Aston on Trent- owned and maintained by PC	Very good quality. New-3 yrs old	PC state owned and maintained by PC. Weekly checks undertaken by parish councillors. Insurance company, Zurich, recently inspected on 19 Oct
Barrow Upon Trent	Barrow on Trent Play Area (aka Susi Dixon park) - Owned by PC.	Good quality and has gym equip for teens and adults.	Safety checked weekly by PC, external company check equipment annually & service. PC mow the grass weekly in summer. Any expenses are paid by PC as they own and maintain site.
	Barrow on Trent, Main Street play area owned by SDDC leased to PC	Play area behind school is badly in need of refurbishment.	PC check but SDDC own and are responsible for repairs, maintenance and upgrades.
Bretby	-	No play provision at all. The Parish Council is keen to have a small play area for toddlers and young children. They are asking landowners for some land for a small play area	-
Egginton	Egginton Rec Ground, Church Road, Egginton - Parish owned-leased from SDDC	Adequate quality. The PC has recently paid for the refurbishment of the play equipment. The equipment was originally erected in 2000/01 as a joint venture between the two Councils under a scheme of joint funding. Scheme replaced by a general Community Funding grant to which applications have to be made and approved (felt to be oversubscribed/ limited). The PC is in the process of looking at the playing field and equipment with a view to preparing a project to	SDDC mows the playing field and carries out checks and maintenance of the play equipment. SDDC carries out an annual safety check and carries out any minor maintenance. There has been no regular painting of the equipment which is why the PC over the last two years has spent monies on its it's inspection by the original suppliers (Playdale) and the subsequent refurbishment and replacement of some parts. PC assumes it will have to replace/decommission the equipment as and when as it does not believe SDDC will.

PLAY AUDIT SOUTH DERBYSHIRE

		improve the appearance and addition of more equipment. This will involve applying for a Community Grant from SDDC. The equipment is nearly 20 years old and is tired. The PC has been looking at extending and replacing parts of it but is currently struggling financially.	
Etwall	King George Playing Fields, Egginton Road, Etwall managed-owned by King George Field Charity	Good quality-some of the play equipment are new but some are looking tired.	The play equipment is maintained by SDDC. Maintenance of wider site is assumed to be PC and/or King George Field Charity.
Findern	Fndern Rec Ground, Willington Road Owned/Managed by Findern Parish Council under Charity Number 520461.	Adequate but improvements are being planned. The PC is currently in the process of planning to install a BMX track	PC hires contractors to complete all maintenance
	Findern Rec ground, Hillside, Findern-SDDC own	Quality is adequate	
Foston and Scropton	Scropton Play Area, Scropton Road. Ownership unresolved	Poor quality. Play provision in Scropton is very limited as there are only 2 pieces of equipment.	Yearly inspection of equipment takes place and the PC pay for any work that is picked up on the report. A yearly inspection takes places by ROSPA, the PC pay for the inspection. The PC pay for any repairs that are required to the play equipment. The Lengthsman or a contractor carry out any repairs on behalf of the PC. There is limited equipment therefore no painting has taken place. Equipment has not been replaced if it has been taken out of use.
Hartshorne	Hartshorne Rec Ground, Mount Road (aka Goseley Rec) - leased from SDDC.	Rec ground good quality.	PC maintain all of site

PLAY AUDIT SOUTH DERBYSHIRE

	Midway, Salisbury Drive- leased from SDDC.	Salisbury Drive good quality.	PC maintain all of site, however there is a fenced off area for under 8's at Salisbury Drive that SDDC maintain
	Hartshorne Rec Ground, Main Street- owned by PC	Main street adequate quality	PC maintain all of site
Hatton	Hatton Recreation Ground, Scropton Road -owned by PC	Good quality	PC have a monthly inspection undertaken by an external contractor, who inspects and then repairs any defects identified.
Hilton	Hilton Village Hall site, Peacroft Lane. Part owned/part leased.	Good quality. Has a skate park, AstroTurf, football pitches, children's play area, table tennis area.	SDDC maintain
	Hilton Rec Ground, Main Street-owned by PC.	Good quality	PC do own maintenance and call in contractors as required.
	Hilton Welland Road Play Area.	PC cite developer owns	Maintenance responsibility unknown. Assumed to be developer
	Foss Way Play Area- owned by SDCC		SDDC maintain
Linton	Linton Rec Ground, Main Street-owned by PC	Adequate quality	PC Employ Bloomin' Gardens to complete weekly Play Equipment checks. PC pay for any repairs if SDDC Ground Maintenance Staff cannot repair it. SDDC will repair where they can but if not, the PC will call in a company. PC would be responsible for replacing equipment should it be taken out of use.

PLAY AUDIT SOUTH DERBYSHIRE

	Badgers Hollows Rec Ground- Owned by SDDC. Leased to Linton Parish Council on a long term lease agreement		PC Employ Bloomin' Gardens to complete weekly Play Equipment checks. SDDC own the equipment but PC have a Long Term Lease. SDDC employ insurance company to Risk Assess the equipment once per year, we receive a copy of this from SDDC. PC pay for any repairs if SDDC Ground Maintenance Staff cannot repair it. SDDC will repair where they can but if not the PC will call in a company. Equip has never been repainted as majority of equip is wood. PC would be responsible for replacing equip if was taken out of use but would also look to SDDC to help fund this.
Melbourne	Melbourne, Lothian Gardens-owned by PC	Poor quality. MUGA, but not caged, basketball failed and football nets gone. Just a tarmac surface. PC had 2 successful applications to install new play equipment, but big item removed as it failed the RoSPA inspection. Was made of wood and rotting. Replacement will be expensive due to size of equipment. Site suffers from persistent anti-social behaviour by older teenagers, regularly vandalise the equipment and drug use. Police advised, but action taken is limited.	Site checked daily by PC staff and then quarterly by an external contractor. Pc undertake maintenance.
	Melbourne Play Area, Coronation Close- SDCC own and maintain		SDDC own and maintain a small site at Coronation Close
	Melbourne, Sweet Way- SDDC own and maintain		SDDC own and maintain a small play area at Sweet Leys
Netherseal	Netherseal Recreation Ground, Main Street-owned by PC	Good quality.	Pc undertake weekly inspection and any repairs needed

PLAY AUDIT SOUTH DERBYSHIRE

Overseal	Overseal Recreation Ground, Woodville Road- owned by PC	Fairly good quality. It includes a MUGA (caged), fitness equipment suitable for older children and adults, and some play equipment suitable for older children	Basic inspections are carried out by SDDC and reported to Parish Clerk annually. However, PC inspect the sites monthly and either undertake repairs or ask SDDC, depending on the level of expertise required.
	Overseal, Edward Street - owned by SDDC		SDDC maintain
Repton	Repton Rec Ground, Mitre Drive, Repton-owned by PC	Adequate quality. Minor defects on the play equipment have been highlighted on the insurance reports carried out by SDCC	SDDC are responsible for play equipment. PC are responsible for the outer fencing.
Rosliston	Rosliston Play Area, Main Street, Rosliston	Good quality	PC own and maintain the equipment. Inspected by Playdale (annually). The play equipment is not painted.
Ticknall	Ticknall Rec Ground, (The Grange) - leased by PC	Adequate quality. The play provision is very old and in need of updating, apart from 2 new swings for toddlers that the PC installed and paid for within the last 5 years?	Checked for hazards by PC but maintained by SDDC. SDDC responsible for repairs. PC have painted equipment in past but are not required to do so under the lease agreement. SDDC are responsible for replacing equip should it be disengaged however the PC installed two new additional swings for small children which were paid for by the PC with the help of a grant from SDDC.
Weston on Trent	Weston on Trent Rec Ground, Kings Mill Lane- leased by PC.	Good quality	Yearly inspections by outside company and report acted on. Monthly inspections by councillors on informal basis
	Trent Lane under 8s play area-leased by PC	Good quality	Yearly inspections by outside company and report acted on. Monthly inspections by councillors on informal basis

PLAY AUDIT SOUTH DERBYSHIRE

Woodville	Woodville Recreation Ground-Freehold	Play equipment poor MUGA adequate. Parish Council and Friends of Woodville Parish are undertaking a project to replace play equipment at the Recreation Ground. Total Project approx. £160k. Funding of over £120k already secured. Work due to start on site this Autumn. PC will own and maintain all equipment.	PC Council maintains MUGA. SDDC maintain play equipment. For MUGA, PC inspects play equip, pay for repairs, carries out repairs, arranges painting of equip and responsible for replacing equip. SDDC inspect and repair for play equipment. Once new play equipment is installed, the PC will own and maintain all equipment.
	Woodville Woodlands, Arliston Drive	Good quality toddler equipment	SDDC maintain
	Woodville, Blueberry Way Play Area	Adequate toddler equipment	SDDC maintain